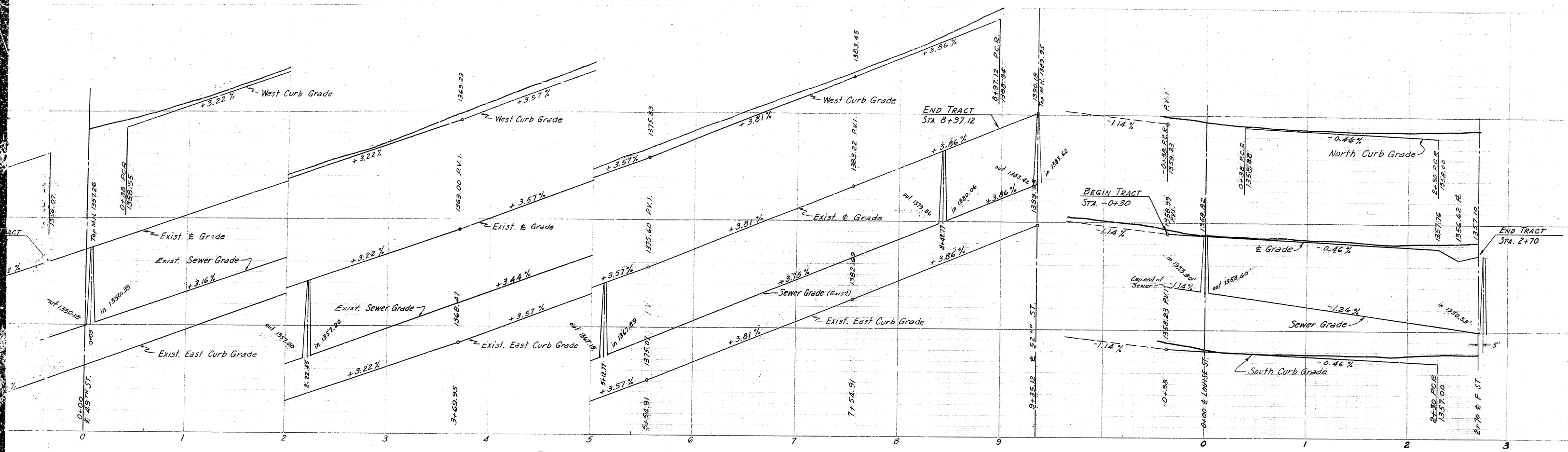

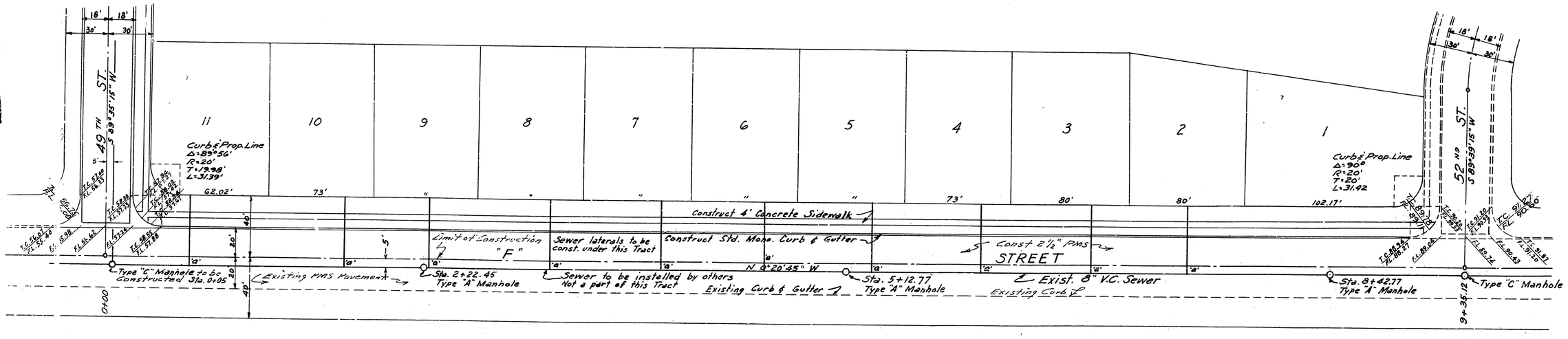

CROSS SECTION ("F" St.)

CROSS SECTION DRAWING 2321-D TYPE 40·8
SIDEWALK LOCATION AS INDICATED ON PLAN

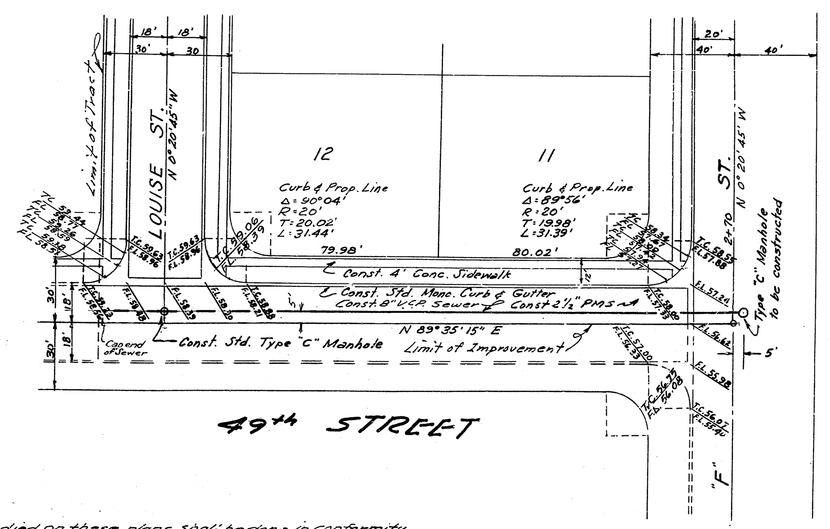

49th STREET

CROSS SECTION (49th St.)

CROSS SECTION DRAWING 2321-D TYPE 40·8
SIDEWALK LOCATION DRAWING 2321-B CASE C

Notes:
1. All work embodied on these plans shall be done in conformity with applicable provisions of Specifications No. 2271.
2. 8"x4" Wyes with connecting sewer to be constructed are shown on Plan thus "To"
3. All Vitrified Clay Pipe house connections shall be constructed on an upward grade of two percent from Main Sewer and shall extend from the Main Sewer to the Property Line
4. All house connections are approximate and exact locations shall be determined in the field.
5. Manhole frames and covers to be constructed by Sewer contractor 6" below Official Grade shown, and upon completion of paving, the paving contractor shall adjust manhole frames and covers to said Official Grade.
6. All Standard Cross Sections of Curb, Gutter and Pavement are as per City of San Bernardino, Department of Engineering Std. Drawings No. 2321.

Bench Mark
X on Curb Return
S.E. Cor. 49th St. & Mayfield Ave.
El. 1342.58' M.S.L.

DEPARTMENT OF ENGINEERING
CITY OF SAN BERNARDINO

IMPROVEMENT PLANS
TRACT 5040

SUBMITTED BY Campbell and Miller R.E. 8750	REFERENCE	DRAWING	2481
APPROVED DECEMBER 28 1956	DRAWN BY		
Ronald E. Wolford CITY ENGINEER REGISTERED CIVIL ENGINEER NO. 9879	CHECKED BY R.K.D.	SHEET 1 OF 2	

1276

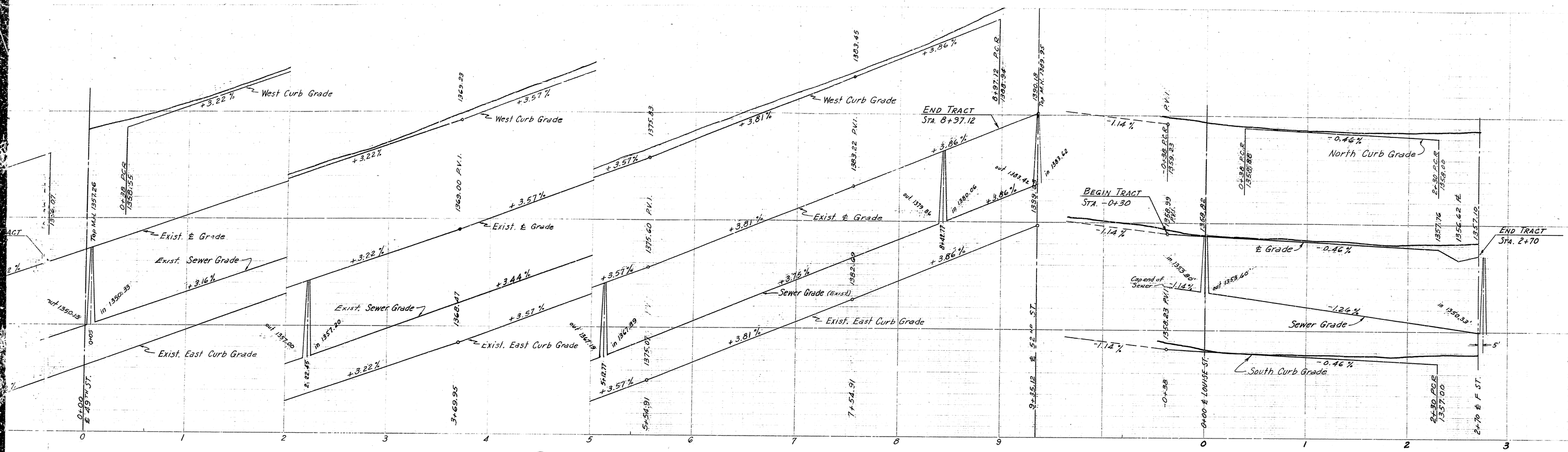

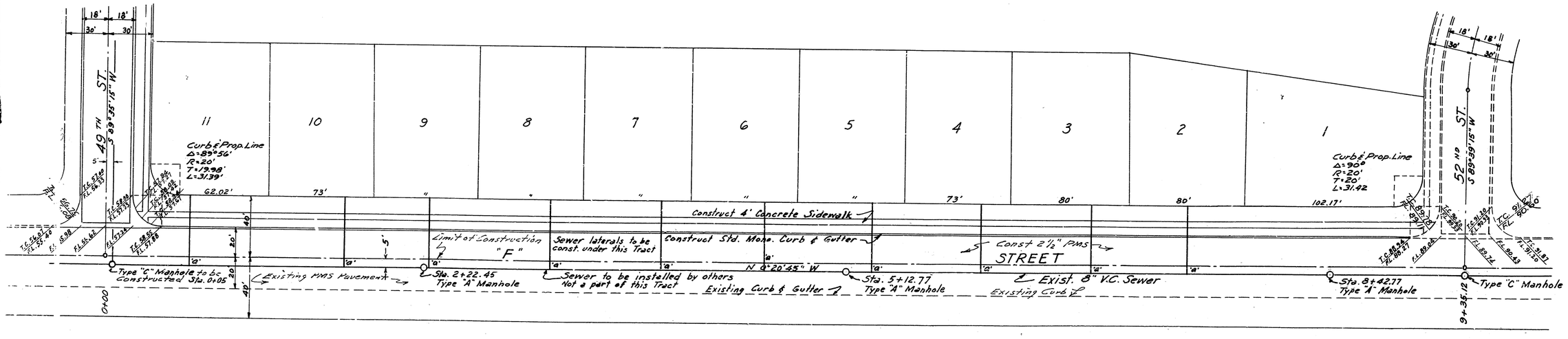

CROSS SECTION ("F" St.)

CROSS SECTION DRAWING 2321-D TYPE 40·8
SIDEWALK LOCATION AS INDICATED ON PLAN

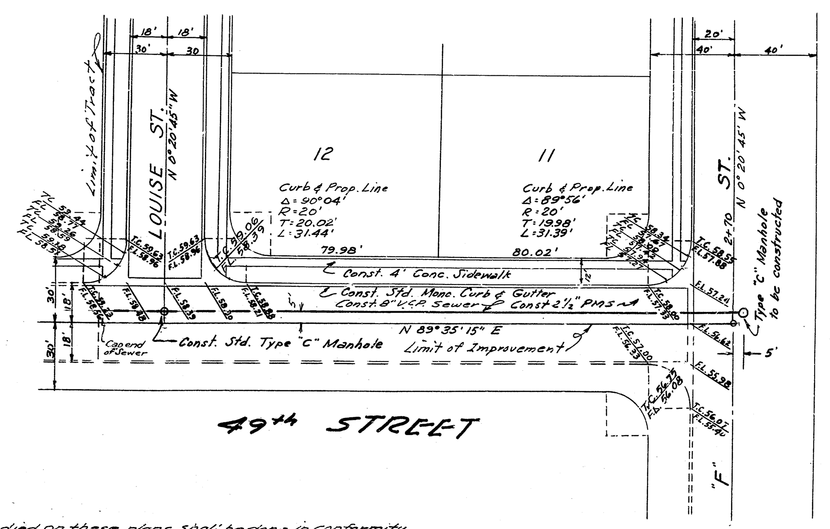

49th STREET

CROSS SECTION (49th St.)

CROSS SECTION DRAWING 2321-D TYPE 40·8
SIDEWALK LOCATION DRAWING 2321-B CASE C

Notes:
1. All work embodied on these plans shall be done in conformity with applicable provisions of Specifications No. 2271.
2. 8"x4" Wyes with connecting sewer to be constructed are shown on Plan thus "To"
3. All Vitrified Clay Pipe house connections shall be constructed on an upward grade of two percent from Main Sewer and shall extend from the Main Sewer to the Property Line
4. All house connections are approximate and exact locations shall be determined in the field.
5. Manhole frames and covers to be constructed by Sewer contractor 6" below Official Grade shown, and upon completion of paving, the paving contractor shall adjust manhole frames and covers to said Official Grade.
6. All Standard Cross Sections of Curb, Gutter and Pavement are as per City of San Bernardino, Department of Engineering Std. Drawings No. 2321.

Bench Mark
X on Curb Return
S.E. Cor. 49th St. & Mayfield Ave.
El. 1342.58' M.S.L.

DEPARTMENT OF ENGINEERING
CITY OF SAN BERNARDINO

IMPROVEMENT PLANS
TRACT 5040

SUBMITTED BY Campbell and Miller R.E. 8750	REFERENCE	DRAWING	2481
APPROVED DECEMBER 28 1956	DRAWN BY		
Ronald E. Wolford CITY ENGINEER REGISTERED CIVIL ENGINEER NO. 9879	CHECKED BY R.K.D.	SHEET 1 OF 2	

1276